



8896.**

GROUNDING PANEL TERMINAL

Description Ground clip terminal (for panel thickness 1.5 – 1.9 mm)

Wire section range 0.8 – 1.30 mm² (AWG 16 - 18)

Max. Insulator Ø 3.5 mm

Materials, Temperature

Part nr.	Material	Finishing	Max. Temp. (C°)
8896.60	Steel	Stainless	300

Material thickness 0.50 mm



Insertion/Withdrawal forces

Panel Thickness	1.5 mm.	1.9 mm
1 st . Insertion	(T.B.D)	(T.B.D)
1 st . Withdrawal	(T.B.D)	(T.B.D)

Application tool MN8890

Wire striping length 4.00 (±0.3) mm

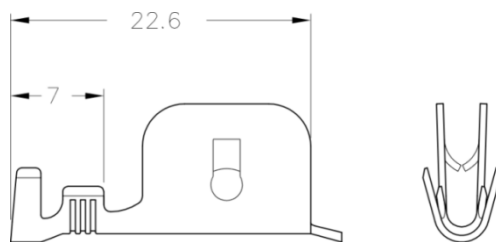
Crimping parameters & Pull out force

Wire section (mm ² ±10%)	Conductor (mm) 		Insulator (mm) 		Pull-out force (N) ESCUBEDO
	Height (±0.05)	Width (measured)	Height (measured)	Width (measured)	
0.80	1.65	2.77	3.20	4.08	>140
1.00	1.70	2.78	3.35	4.10	>160
1.30	1.80	2.80	3.60	4.15	>200

Note: Values only valid for the application tool specified. The insulator width is only indicative as they depend of the insulation properties

Packaging 3500 Pieces on 300 mm Ø x 160 mm wide cardboard reel, 25 mm terminal chain pitch

Drawing



Approvals

- RoHS Compliant



Note: (T.B.D) to be determined

Disclaimer

Data obtained from Escubedo Laboratory essays, using own methodology, cabling, equipment and original crimping tools, done in laboratory conditions and following the indicated standards, errors and omissions excepted. This document has no contractual meaning and it is published only for informative purposes. It can be changed without prior notice. The end customer has the sole responsibility to check these characteristics in its environment and with its own components, manufacturing methods and equipment. See also the full range product overview if available. For further information please visit our web site or contact us.

Rev. Nr.	Modification	Date	Created/Revised	Approved
1	Creation	07/02/2017	E.Roura / D.Martinez	X.Menac