

**8800K\*\***

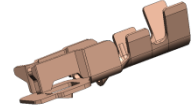


**SPECIAL TERMINALS - LAMP HOLDER 5W**

**Description** Lamp holder 5W

**Wire section range** 0.75 ÷ 1.5 mm<sup>2</sup> (AWG 18 ÷ 16)

**Max. Insulator Ø** 3.3 mm



**Materials, Temperature & Contact resistance**

| Part nr. | Material | Finish         | Max. temp. (C°) | DV (mV) |
|----------|----------|----------------|-----------------|---------|
| 8800K00  | Brass    | Natural        | 110             | 8.2     |
| 8800K01  | Brass    | Pre tin plated | 120             | 6.5     |

**Note:** Voltage drop (crimp zone + contact zone) with lower section cable.

**Material thickness** 0.4 mm

**Insertion/Withdrawal forces**

|                              |           |
|------------------------------|-----------|
| 1 <sup>st</sup> . Insertion  | 15 N Max. |
| 1 <sup>st</sup> . Withdrawal | 5 N Min.  |

**Note:** Measured value lamp-fitting (mounted with two terminations)

**Application tool** MN8800K

**Wire striping length** 5.0 (±0.5) mm

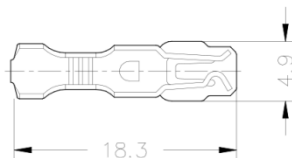
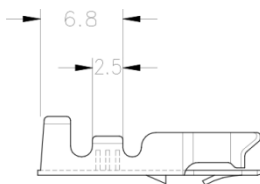
**Crimping parameters & Pull out force**

| Wire section (mm <sup>2</sup> ±10%) |        | Conductor (mm) |                  | Insulator (mm)   | Pull-out force (N) |
|-------------------------------------|--------|----------------|------------------|------------------|--------------------|
| Nominal                             | Actual | Height (±0.05) | Width (measured) | Width (measured) | Escubedo           |
| 0.75                                | 0.71   | 1.55           | 2.37             | 3.62             | >130               |
| 1.00                                | 0.93   | 1.65           | 2.37             | 3.65             | >165               |
| 1.50                                | 1.45   | 1.75           | 2.41             | 3.67             | >250               |

**Note:** Values only valid for the application tool specified. The insulator width is only indicative as they depend of the insulation properties.

**Packaging** 5000 Pieces on 25 mm. cardboard reel, 11.5 mm terminal chain pitch

**Drawing**



**Approvals**

- RoHS Compliant



**Disclaimer**

Data obtained from Escubedo Laboratory essays, using own methodology, cabling, equipment and original crimping tools, done in laboratory conditions and following the indicated standards, errors and omissions excepted. This document has no contractual meaning and it is publiscised only for informative purposes. It can be changed without prior notice. The end customer has the sole responsibility to check these characteristics in its environment and with its own components, manufacturing methods and equipment. See also the full range product overview if available. For further information please visit our web site or contact us.

| Rev. Nr. | Concept                          | Date       | Created/Revised      | Approved   |
|----------|----------------------------------|------------|----------------------|------------|
| 2        | Crimp data & Sheet format update | 25/11/2015 | D.Martinez / E.Roura | JC Sanchez |
| 1        | Creation                         | 04/09/2012 | D.Martinez           | A.Calvet   |