



8514.**
CYLINDRICAL TERMINALS · FLAGS



Specification Standard Terminals

Ø (mm) 2

Wire size mm² (AWG) 0,5-1 (20-18)

Ø Insulation (mm) 1,8-2,5

Materials, temperature and contact resistance

Part nr.	Material	Finishing	Max. Temp. (°C)
8514.00	Brass	Natural	110
8514.01	Brass	Pre-tin-plated	120
8514.24	Steel	Nickel-plated	300
8514.30	Bronze	Natural	120
8514.31	Bronze	Pre-tin-plated	130
8514.70	German Silver	Natural	210

Material thickness (mm) 0,3

Max. rated current

Wire section	8514.00 / 01 / 24 / 30 / 31 / 70
0.50 mm ²	6A
0.75 mm ²	8A
1.00 mm ²	8A



Insertion / Withdrawal forces

	8514.00 / 01 / 24 / 30 / 31 / 70
1st Insertion (max)	30N
1st Withdrawal (max)	30N
10th Withdrawal (min)	12N

Application tool MN8514

Wire strip length 3.8 (±0.3) mm

Crimping parameters & pull out force

Wire section (±10%)	Conductor 		Insulator 	Pull-out force (N)
	Height (mm)	Width (mm)	Width (mm)	
0.50 mm ²	1.15 (±0.03)	2.05 (±0.03)	3.20 (±0.10)	56N @ 60s
0.75 mm ²	1.25 (±0.05)	2.05 (±0.05)	3.20 (±0.10)	84N @ 60s
1.00 mm ²	1.35 (±0.05)	2.06 (±0.05)	3.20 (±0.10)	108N @ 60s

Values only valid for the application tool specified upwards. The insulator widths are only indicative as they are dependent on the sheath thickness of the wire used.

Winding number 7000

Approvals

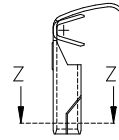
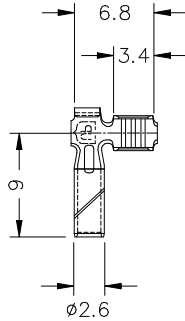




8514.**
CYLINDRICAL TERMINALS · FLAGS



Drawing



Secc. Z-Z



Disclaimer

Data obtained from Escubedo Laboratory essays, using own methodology, cablings, equipment and original crimping tools, done in laboratory conditions and following the indicated standards, errors and omissions excepted. This document has no contractual meaning and it is publicised only for informative purposes. It can be changed without prior notice. The end customer has the sole responsibility to check these characteristics in its environment and with its own components, manufacturing methods and equipment. See also the full range product overview if available. For further information please visit our web site or contact us

Rev. Nr.	Concept	Date	Created/Revised	Approved
A1	Datasheet generated automatically [A1]	2018-10-04	Laboratory Dept.	E. Roura

Especialitats Elèctriques Escubedo S.A.U. · Ctra. de Girona-Olot Km. 35,5 · 17843 Riudellots de la Creu · Girona · Spain
Tel.: 34 972 171 706 · Fax: +34 972 171 714 · info@escubedo.com · www.escubedo.com