

6695.** 1.5 (.060) TYPE SERIES · MALES FOR CONNECTOR



Specification Tabs for connector

Tongue thickness (mm) 1,5X0,8

Wire size mm² (AWG) 1-2 (18-14)

Ø Insulation (mm) SWS



Materials, temperature and contact resistance

Part nr.	Material	Finishing	Max. Temp. (°C)
6695.31	Bronze	Pre-tin-plated	130

Material thickness (mm) 0,3

Application tool MN6695

Crimping parameters & pull out force

Wire section (±10%)	Conductor 		Insulator 	Pull-out force (N)
	Height (mm)	Width (mm)	Width (mm)	
1.00 mm ²	1.40 (±0.05)	2.27 (±0.05)	(T.B.D.)	108N @ 60s
1.50 mm ²	1.60 (±0.05)	2.31 (±0.05)	(T.B.D.)	150N @ 60s
2.00 mm ²	1.75 (±0.05)	2.37 (±0.05)	(T.B.D.)	150N @ 60s


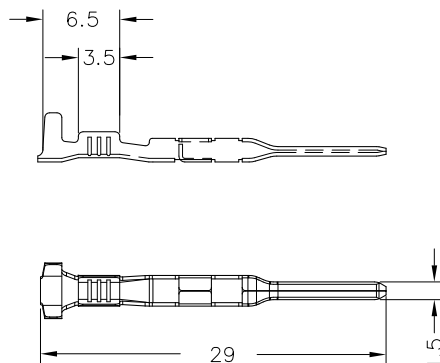
Values only valid for the application tool specified upwards. The insulator widths are only indicative as they are dependent on the sheath thickness of the wire used.

Winding number 6000

Approvals



Drawing



(T.B.D.): To be determined

Disclaimer

Data obtained from Escubedo Laboratory essays, using own methodology, cabling, equipment and original crimping tools, done in laboratory conditions and following the indicated standards, errors and omissions excepted. This document has no contractual meaning and it is publicised only for informative purposes. It can be changed without prior notice. The end customer has the sole responsibility to check these characteristics in its environment and with its own components, manufacturing methods and equipment. See also the full range product overview if available. For further information please visit our web site or contact us

Rev. Nr.	Concept	Date	Created/Revised	Approved
A2	Change company name and logo	2021-10-21	Laboratory Dept.	E.Roura
A1	Datasheet created automatically [A1]	2019-04-11	Laboratory Dept.	E.Roura