



6412.**
4.8 (.187) TYPE SERIES · MALES



Specification Standard Terminals

Tongue thickness (mm) 0,5

Wire size mm² (AWG) 0,5-1 (20-18)

Ø Insulation (mm) 1,8-2,5

Materials, temperature and contact resistance

| Part nr. | Material | Finishing | Max. Temp. (°C) |
|----------|----------|----------------|-----------------|
| 6412.00 | Brass | Natural | 110 |
| 6412.01 | Brass | Pre-tin-plated | 120 |

Material thickness (mm) 0,5


Max. rated current

| Wire section | 6412.00 / 01 |
|----------------------|--------------|
| 0.50 mm ² | 8A |
| 0.75 mm ² | 10A |
| 1.00 mm ² | 12A |
| 1.50 mm ² | 16A |

Application tool MN6412

Wire strip length 4.8 (±0.5) mm

Crimping parameters & pull out force

| Wire section (±10%) | Conductor  | | Insulator | Pull-out force (N) |
|------------------------|---|--------------|--------------|-----------------------|
| | Height (mm) | Width (mm) | | |
| 0.50 mm ² | 1.50 (±0.03) | 2.86 (±0.03) | 3.75 (±0.10) | 56N @ 60s |
| 0.75 mm ² | 1.60 (±0.05) | 2.87 (±0.05) | 3.75 (±0.10) | 84N @ 60s |
| 1.00 mm ² | 1.70 (±0.05) | 2.88 (±0.05) | 3.77 (±0.10) | 108N @ 60s |

Values only valid for the application tool specified upwards. The insulator widths are only indicative as they are dependent on the sheath thickness of the wire used.

Winding number 4500

Approved regulations

| Part nr. | Approval | Standard | File | Certified framework |
|----------|----------|----------|---------|--|
| 6412.00 | UL | UL 310 | E211727 | AWG 20-18 (10-16 Stranded Cu) / MN6412 |
| 6412.01 | UL | UL 310 | E211727 | AWG 20-18 (10-16 Stranded Cu) / MN6412 |

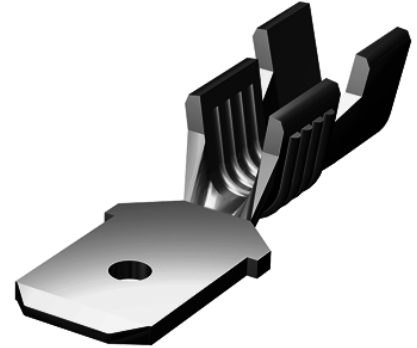
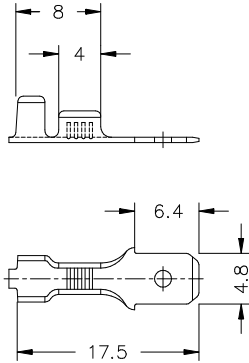
Approvals





6412.**
4.8 (.187) TYPE SERIES · MALES

Drawing



Disclaimer

Data obtained from Escubedo Laboratory essays, using own methodology, cablings, equipment and original crimping tools, done in laboratory conditions and following the indicated standards, errors and omissions excepted. This document has no contractual meaning and it is publicised only for informative purposes. It can be changed without prior notice. The end customer has the sole responsibility to check these characteristics in its environment and with its own components, manufacturing methods and equipment. See also the full range product overview if available. For further information please visit our web site or contact us

| Rev. Nr. | Concept | Date | Created/Revised | Approved |
|----------|--|------------|------------------|----------|
| A1 | Datasheet generated automaticallu [A1] | 2018-07-27 | Laboratory Dept. | E. Roura |

Especialitats Elèctriques Escubedo S.A.U. · Ctra. de Girona-Olot Km. 35,5 · 17843 Riudellots de la Creu · Girona · Spain
Tel.: 34 972 171 706 · Fax: +34 972 171 714 · info@escubedo.com · www.escubedo.com