



5774.**

4.8 (.187) TYPE SERIES · FLAGS

SELF-LOCKING RECEPTACLES. LOW INSERTION TERMINALS.



Specification Self-locking terminals under TP design

For male (mm) 4,8x0,8

Wire size mm² (AWG) 0,5-1 (20-18)

Ø Insulation (mm) 1,8-2,5

Materials, temperature and contact resistance

Part nr.	Material	Finishing	Max. Temp. (°C)	Contact Resist (mΩ)
5774.00	Brass	Natural	110	1.50
5774.01	Brass	Pre-tin-plated	120	1.00
5774.24	Steel	Nickel-plated	300	2.50
5774.51	Cu. Alloy	Pre-tin-plated	150	0.75

Material thickness (mm) 0,35

Max. rated current

Wire section	5774.00 / 01 / 24 / 51
0.50 mm ²	8A
0.75 mm ²	10A
1.00 mm ²	12A

Insertion / Withdrawal forces


	5774.00 / 01 / 24 / 51
1st Insertion (max)	25N ¹
1st Withdrawal (max)	25N ¹
1st Withdrawal (min, locking enabled)	70N ¹

¹ Valid for Natural Brass Tab

Security function

Self-locking function prevents disconnection by pulling the cable. Disconnection is possible disabling the locking function, pressing the lever manually or sliding the connector (see withdrawal forces). It allows several connections-disconnections maintaining the functional features.

Crimping parameters & pull out force

Wire section (±10%)	Conductor 		Insulator	Pull-out force (N)
	Height (mm)	Width (mm)	Width (mm)	
0.50 mm ²	1.20 (±0.03)	2.15 (±0.03)	3.30 (±0.10)	56N @ 60s
0.75 mm ²	1.30 (±0.05)	2.17 (±0.05)	3.35 (±0.10)	84N @ 60s
1.00 mm ²	1.40 (±0.05)	2.19 (±0.05)	3.40 (±0.10)	108N @ 60s

Values only valid for the application tool specified upwards. The insulator widths are only indicative as they are dependent on the sheath thickness of the wire used.

Winding number 3000

Compatible connectors 24837**

Approvals





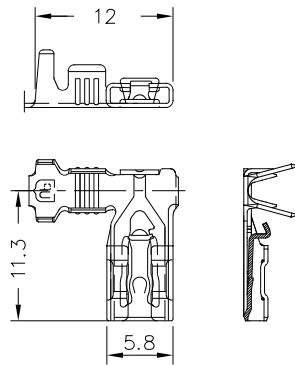
5774.**

4.8 (.187) TYPE SERIES · FLAGS

SELF-LOCKING RECEPTACLES. LOW INSERTION TERMINALS.



Drawing





5774.00 NATURAL BRASS

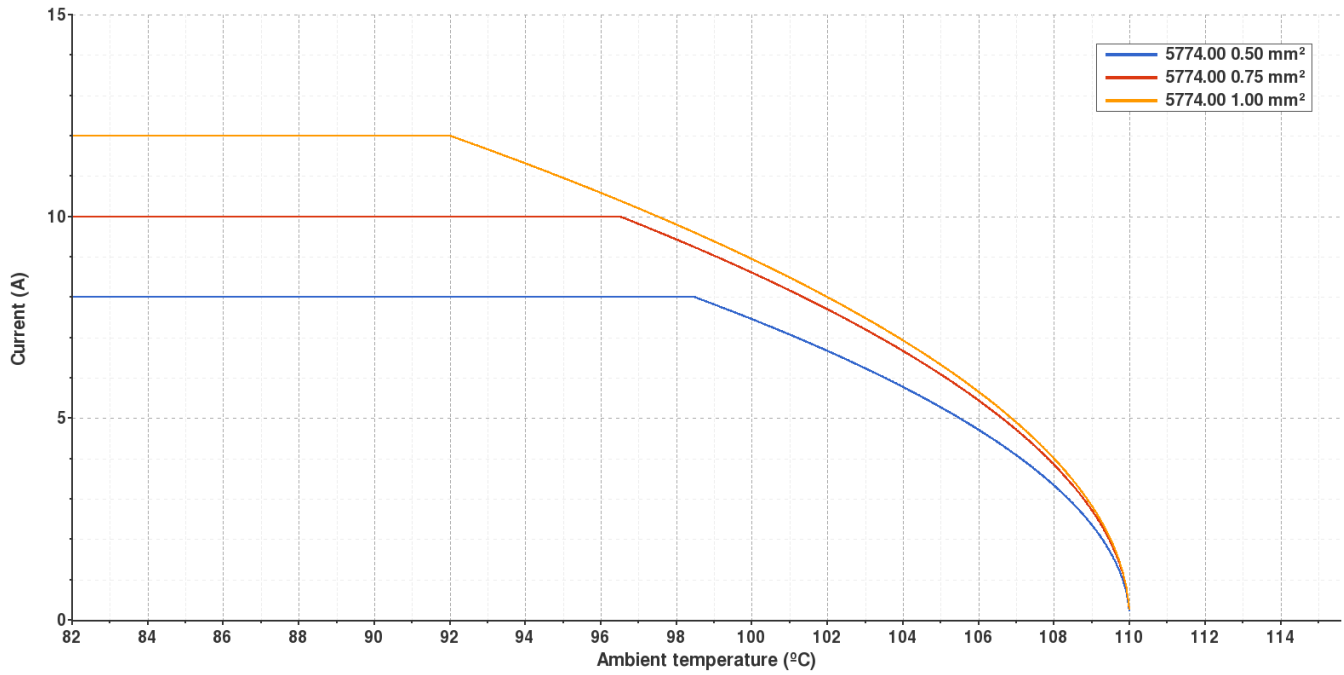
4.8 (.187) TYPE SERIES · FLAGS

SELF-LOCKING RECEPTACLES. LOW INSERTION TERMINALS.



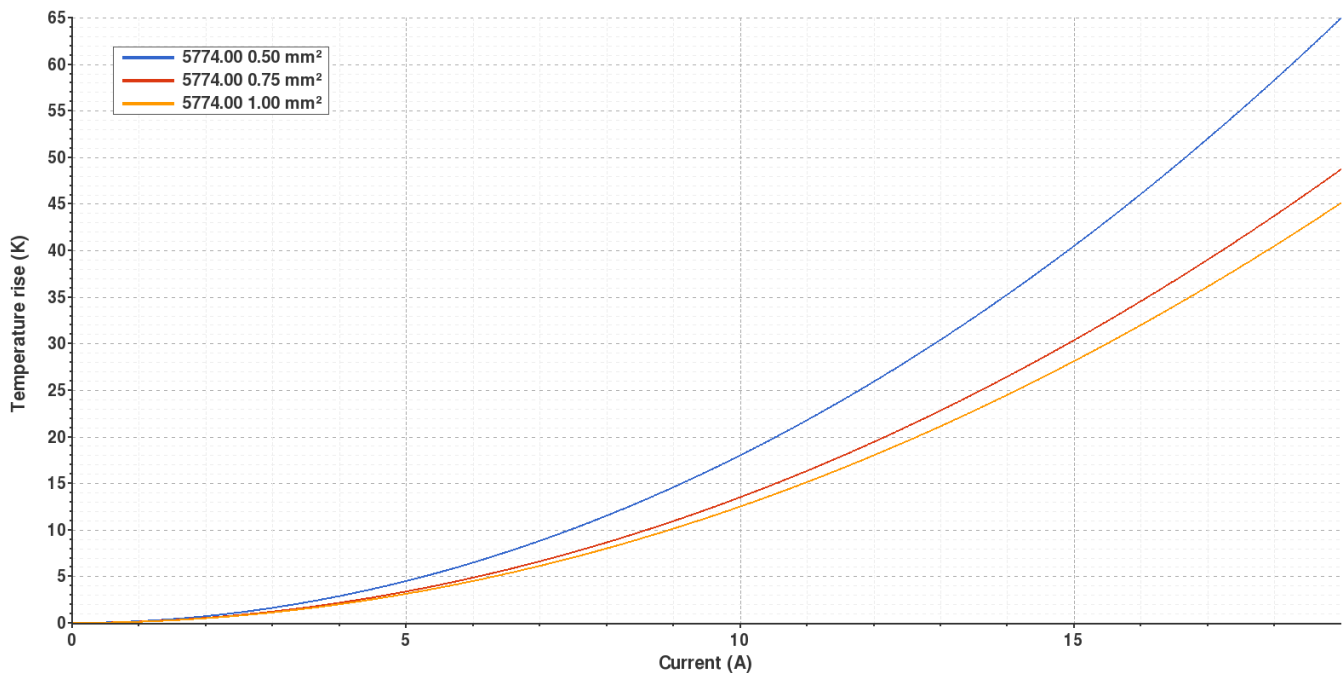
Derating curve

Current carrying capacity vs. Ambient temperature



Temperature rise curve

Terminal temperature rise due to the current carried



Valid for Natural Brass Tab



5774.01 PRE-TIN-PLATED BRASS

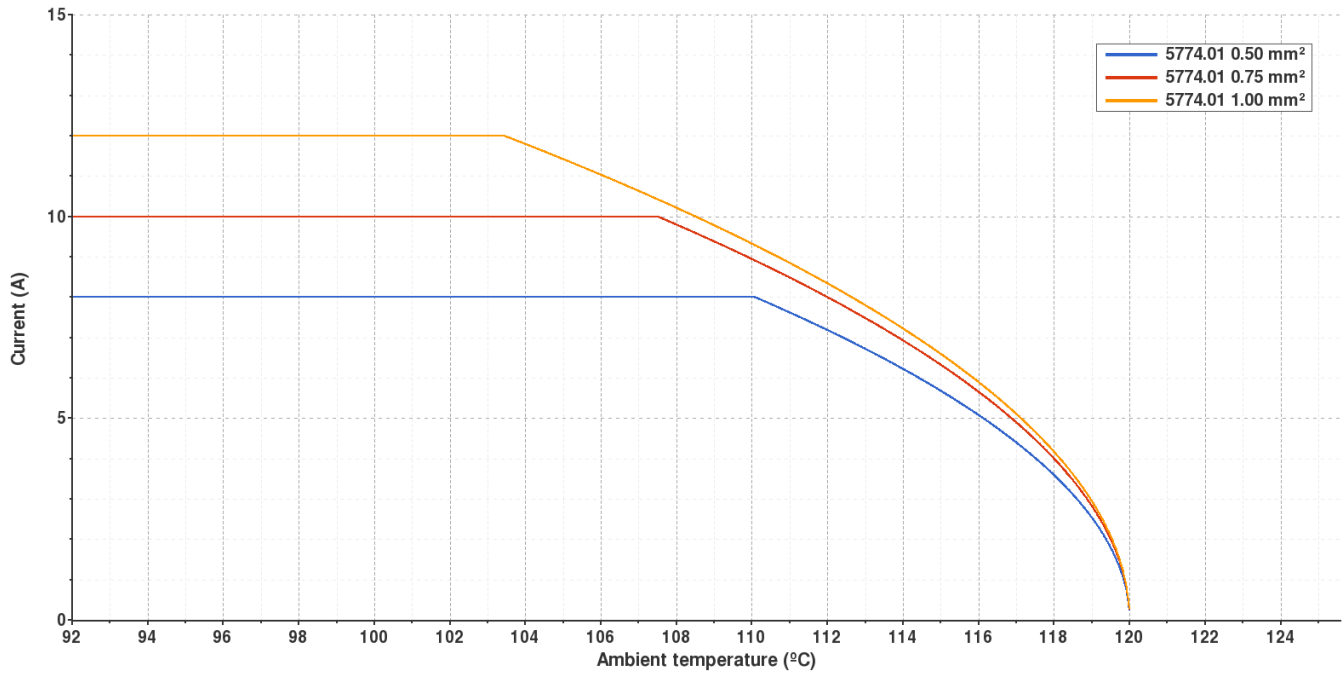
4.8 (.187) TYPE SERIES · FLAGS

SELF-LOCKING RECEPTACLES. LOW INSERTION TERMINALS.



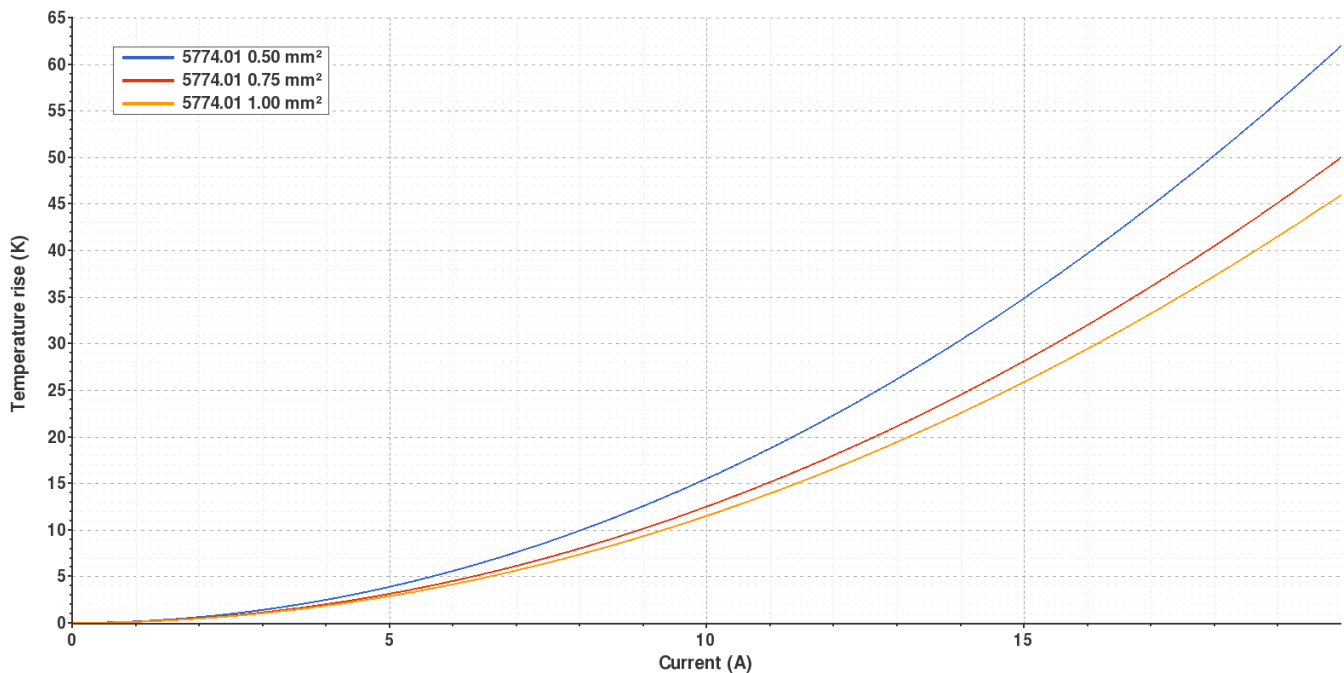
Derating curve

Current carrying capacity vs. Ambient temperature



Temperature rise curve

Terminal temperature rise due to the current carried



Valid for Natural Brass Tab



5774.24 NICKEL-PLATED STEEL

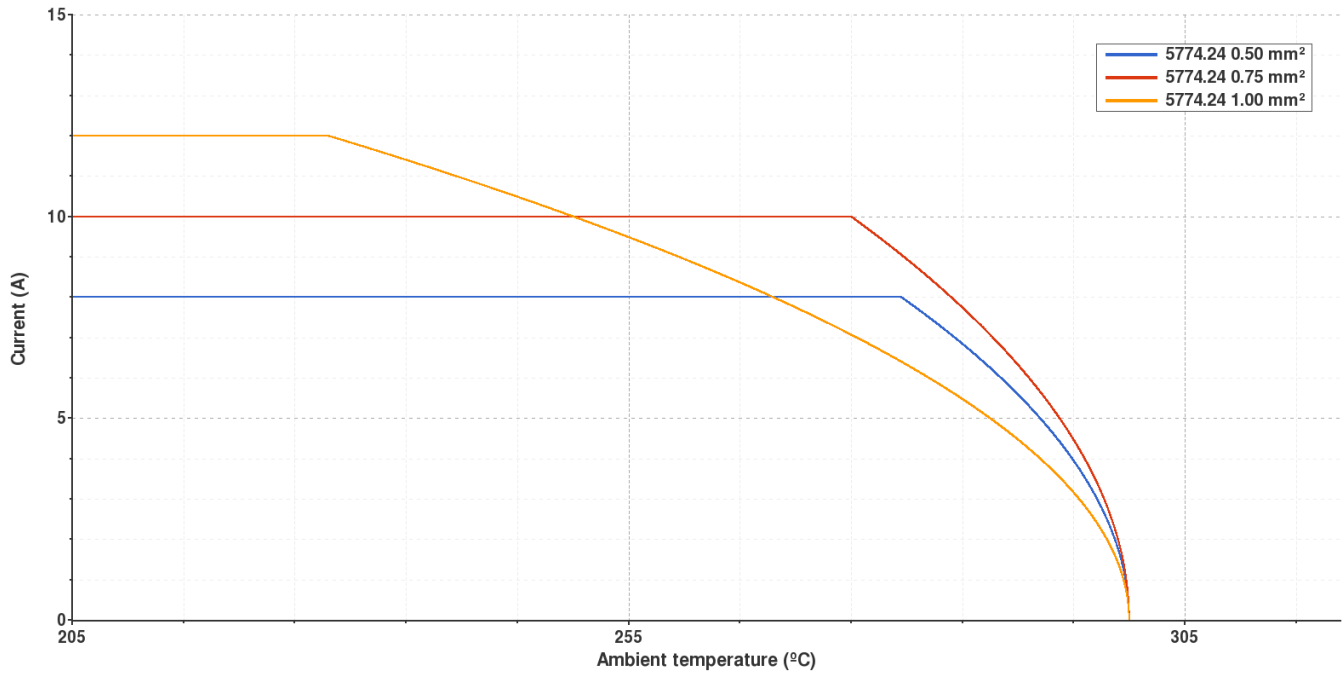
4.8 (.187) TYPE SERIES · FLAGS

SELF-LOCKING RECEPTACLES. LOW INSERTION TERMINALS.



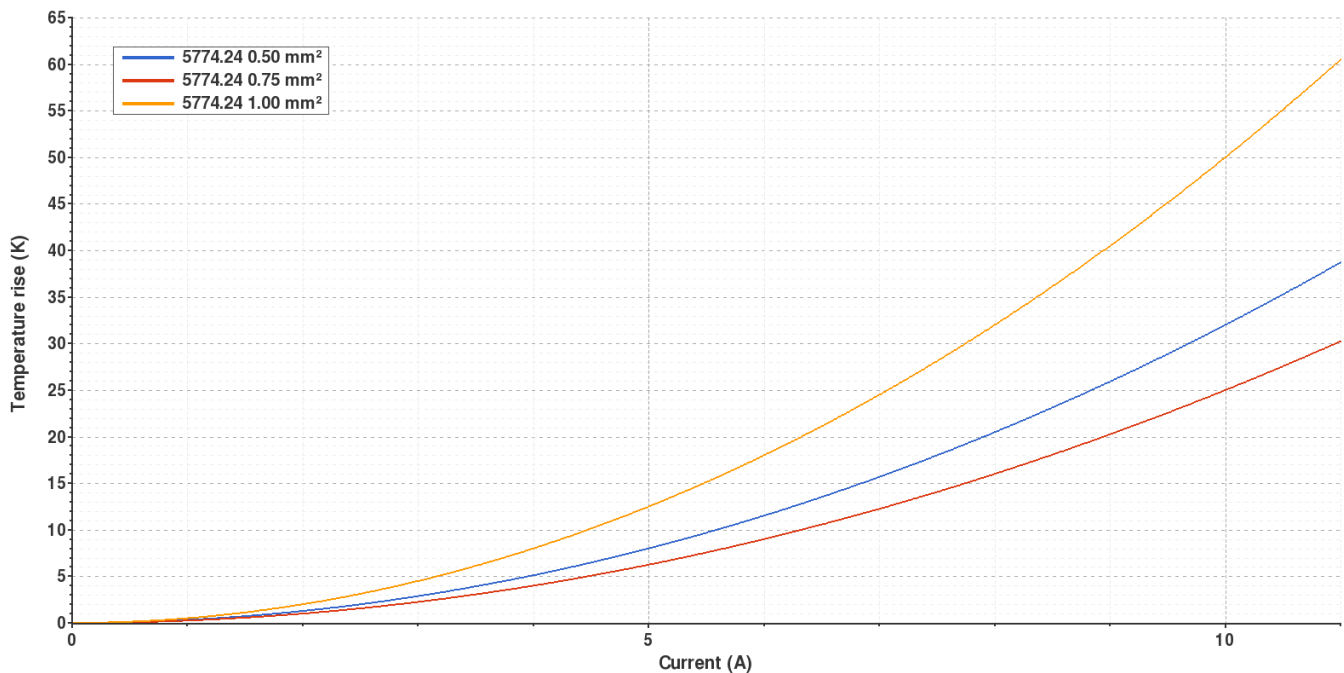
Derating curve

Current carrying capacity vs. Ambient temperature



Temperature rise curve

Terminal temperature rise due to the current carried



Valid for Natural Brass Tab



5774.51 PRE-TIN-PLATED CU. ALLOY

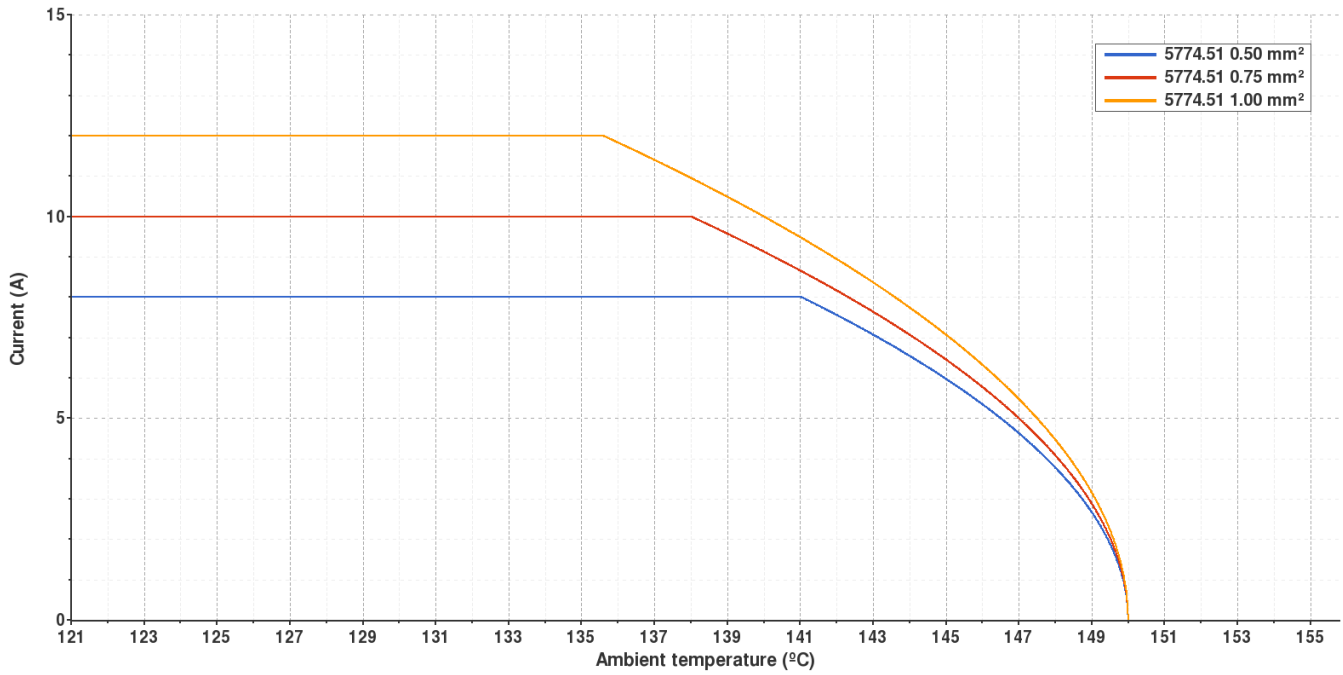
4.8 (.187) TYPE SERIES · FLAGS

SELF-LOCKING RECEPTACLES. LOW INSERTION TERMINALS.



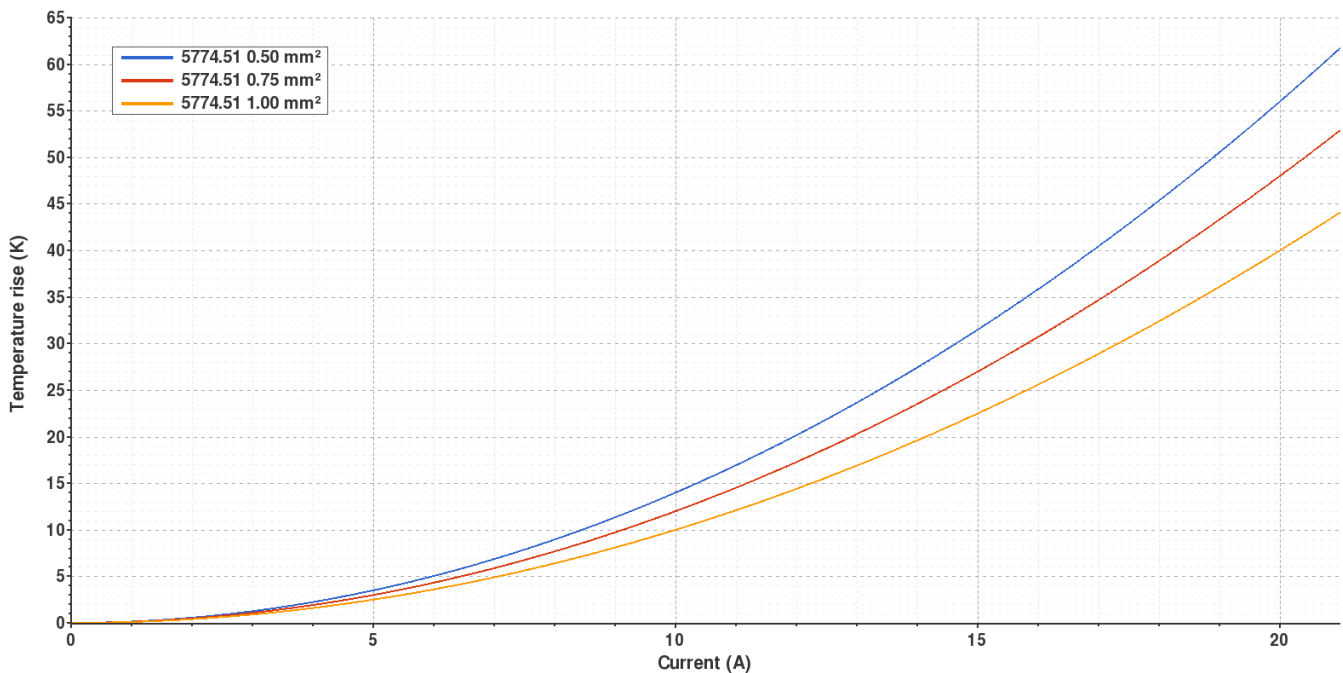
Derating curve

Current carrying capacity vs. Ambient temperature



Temperature rise curve

Terminal temperature rise due to the current carried



Valid for Natural Brass Tab



5774.**

4.8 (.187) TYPE SERIES · FLAGS

SELF-LOCKING RECEPTACLES. LOW INSERTION TERMINALS.



Disclaimer

Data obtained from Escubedo Laboratory essays, using own methodology, cablings, equipment and original crimping tools, done in laboratory conditions and following the indicated standards, errors and omissions excepted. This document has no contractual meaning and it is publicised only for informative purposes. It can be changed without prior notice. The end customer has the sole responsibility to check these characteristics in its environment and with its own components, manufacturing methods and equipment. See also the full range product overview if available. For further information please visit our web site or contact us

Rev. Nr.	Concept	Date	Created/Revised	Approved
A3	Correction - Subtitle of the datasheet	2019-03-21	Laboratory Dept.	E. Roura
A2	Update de-rating curve	2018-11-26	Laboratory Dept.	E. Roura
A1	Datasheet generated automatically [A1]	2018-09-19	Laboratory Dept.	E. Roura