



5707.**

2.8 (.110) TYPE SERIES · FLAGS

SELF-LOCKING RECEPTACLES. LOW INSERTION TERMINALS.



Specification Flags

For male (mm) 2,8x0,8

Wire size mm² (AWG) 0,5-1 (20-18)

Ø Insulation (mm) 1,8-2,5

Materials, temperature and contact resistance

Part nr.	Material	Finishing	Max. Temp. (°C)
5707.00	Brass	Natural	110
5707.01	Brass	Pre-tin-plated	120
5707.24	Steel	Nickel-plated	300

Material thickness (mm) 0,3

Insertion / Withdrawal forces



	5707.00 / 01 / 24
1st Insertion (max)	20N ¹
1st Withdrawal (max)	20N ¹
1st Withdrawal (min, locking enabled)	50N ¹

¹ Valid for Natural Brass Tab

Security function

Self-locking function prevents disconnection by pulling the cable. Disconnection is possible disabling the locking function, pressing the lever manually or sliding the connector (see withdrawal forces). It allows several connections-disconnections maintaining the functional features.

Crimping parameters & pull out force

Wire section (±10%)	Conductor 		Insulator 	Pull-out force (N)
	Height (mm)	Width (mm)	Width (mm)	
0.50 mm ²	1.15 (±0.03)	2.05 (±0.03)	2.97 (±0.10)	56N @ 60s
0.75 mm ²	1.25 (±0.05)	2.05 (±0.05)	2.98 (±0.10)	84N @ 60s
1.00 mm ²	1.35 (±0.05)	2.06 (±0.05)	3.02 (±0.10)	108N @ 60s
18 AWG	1.25	2.06	3.11	89N @ 60s
20 AWG	1.15	2.06	3.08	58N @ 60s

Values only valid for the application tool specified upwards. The insulator widths are only indicative as they are dependent on the sheath thickness of the wire used.

Winding number 5500

Approvals





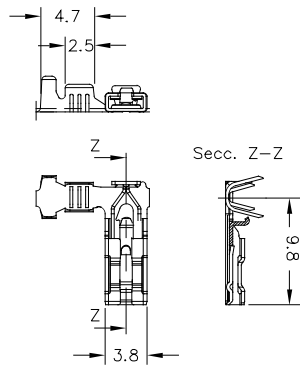
5707.**

2.8 (.110) TYPE SERIES · FLAGS

SELF-LOCKING RECEPTACLES. LOW INSERTION TERMINALS.



Drawing



Disclaimer

Data obtained from Escubedo Laboratory essays, using own methodology, cablings, equipment and original crimping tools, done in laboratory conditions and following the indicated standards, errors and omissions excepted. This document has no contractual meaning and it is publised only for informative purposes. It can be changed without prior notice. The end customer has the sole responsibility to check these characteristics in its environment and with its own components, manufacturing methods and equipment. See also the full range product overview if available. For further information please visit our web site or contact us

Rev. Nr.	Concept	Date	Created/Revised	Approved
A2	Correction - Subtitle of the datasheet	2019-03-21	Laboratory Dept.	E. Roura
A1	Datasheet generated automatically [A1]	2019-01-31	Laboratory Dept.	E. Roura