



5364.**
8 (.315) TYPE SERIES · FLAGS FOR CONNECTOR



Specification Standard Terminals

For male (mm) 7,9x0,75

Din 46340

Wire size mm² (AWG) 1-2,5 (18-14)

Ø Insulation (mm) 3-4,3

Materials, temperature and contact resistance

Part nr.	Material	Finishing	Max. Temp. (°C)
5364.00	Brass	Natural	110
5364.02	Brass	Tin plated	120
5364.30	Bronze	Natural	120
5364.32	Bronze	Tin plated	130



Material thickness (mm) 0,4

Insertion / Withdrawal forces

	5364.00 / 02 / 30 / 32
1st Insertion (max)	30N
1st Withdrawal (max)	25N
10th Withdrawal (min)	15N

Application tool MN5364

Crimping parameters & pull out force

Wire section (±10%)	Conductor 		Insulator 	Pull-out force (N)
	Height (mm)	Width (mm)	Width (mm)	
1.00 mm ²	1.55 (±0.05)	2.90 (±0.05)	3.70 (±0.10)	108N @ 60s
1.50 mm ²	1.67 (±0.05)	2.90 (±0.05)	3.70 (±0.10)	150N @ 60s
2.00 mm ²	1.80 (±0.05)	2.90 (±0.05)	3.75 (±0.10)	150N @ 60s
2.50 mm ²	1.95 (±0.05)	2.95 (±0.05)	3.77 (±0.10)	230N @ 60s

Values only valid for the application tool specified upwards. The insulator widths are only indicative as they are dependent on the sheath thickness of the wire used.

Winding number 3500

Compatible connectors 28053**, 28055**

Approvals


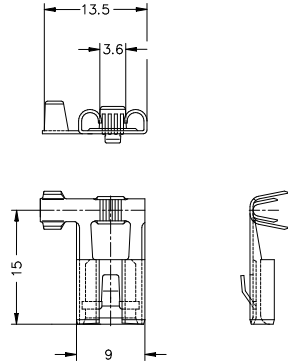




5364.**
8 (.315) TYPE SERIES · FLAGS FOR CONNECTOR



Drawing



Disclaimer

Data obtained from Escubedo Laboratory essays, using own methodology, cablings, equipment and original crimping tools, done in laboratory conditions and following the indicated standards, errors and omissions excepted. This document has no contractual meaning and it is publicised only for informative purposes. It can be changed without prior notice. The end customer has the sole responsibility to check these characteristics in its environment and with its own components, manufacturing methods and equipment. See also the full range product overview if available. For further information please visit our web site or contact us

Rev. Nr.	Concept	Date	Created/Revised	Approved
A1	Datasheet generated automatically [A1]	2019-01-18	Laboratory Dept.	E. Roura