



5334.**

RAST 5 TERMINALS AND CONNECTORS · FLAGS FOR CONNECTOR



Specification RAST 5 CRIMP CONNECT

Typology With Upper Dimple

For male (mm) 6,3x0,8

Wire size mm² (AWG) 1-2,5 (18-14)

Ø Insulation (mm) 2,7-3,8

Materials, temperature and contact resistance

Part nr.	Material	Finishing	Max. Temp. (°C)
5334.00	Brass	Natural	110
5334.01	Brass	Pre-tin-plated	120
5334.24	Steel	Nickel-plated	300
5334.30	Bronze	Natural	120
5334.31	Bronze	Pre-tin-plated	130
5334.70	German Silver	Natural	210

Material thickness (mm) 0,4

Max. rated current

Wire section	5334.00 / 01 / 24 / 30 / 31 / 70
1.00 mm ²	12A
1.50 mm ²	16A
2.50 mm ²	20A



Insertion / Withdrawal forces

	5334.00 / 01 / 24 / 30 / 31 / 70
1st Insertion (max)	30N ¹
1st Withdrawal (max)	60N ¹
1st Withdrawal (min)	22N ¹
6th Withdrawal (min)	18N ¹

¹ Valid for Natural Brass Tab

Application tool MN5335

Crimping parameters & pull out force

Wire section (±10%)	Conductor 		Insulator 	Pull-out force (N)
	Height (mm)	Width (mm)	Width (mm)	
1.00 mm ²	1.65 (±0.05)	3.05 (±0.05)	4.01 (±0.10)	108N @ 60s
1.50 mm ²	1.75 (±0.05)	3.07 (±0.05)	4.03 (±0.10)	150N @ 60s
2.00 mm ²	1.85 (±0.05)	3.10 (±0.05)	4.05 (±0.10)	150N @ 60s
2.50 mm ²	1.95 (±0.05)	3.13 (±0.05)	4.05 (±0.10)	230N @ 60s

Values only valid for the application tool specified upwards. The insulator widths are only indicative as they are dependent on the sheath thickness of the wire used.

Winding number 3000

Compatible connectors R55310**-K, R55312**-K, R5532**-K, R5533**-K, R5534**-K, R5535**-K, R5536**-K, R5537**-K, R5538**-K, R5539**-K



5334.**

RAST 5 TERMINALS AND CONNECTORS · FLAGS FOR CONNECTOR



Approved regulations

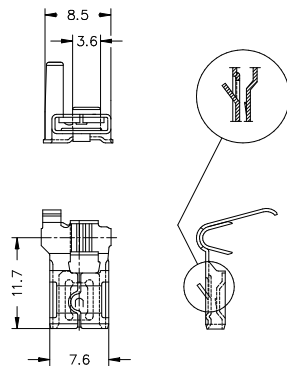
Part nr.	Approval	Standard	File	Certified framework
5334.00 ¹	UL	UL 1977	E222213	AWG 18-14
5334.00	UL	UL 310	E211727	AWG 18-14 (16-41 Stranded Cu) / MN5334
5334.01 ¹	UL	UL 1977	E222213	AWG 18-14
5334.01	UL	UL 310	E211727	AWG 18-14 (16-41 Stranded Cu) / MN5334
5334.24 ¹	UL	UL 1977	E222213	AWG 28-14
5334.24	UL	UL 310	E211727	AWG 18-14 (16-41 Stranded Cu) / MN5334
5334.30 ¹	UL	UL 1977	E222213	AWG 18-14
5334.31 ¹	UL	UL 1977	E222213	AWG 18-14
5334.70 ¹	UL	UL 1977	E222213	AWG 18-14

¹ Cat. No. meets with the standard UL1977 as a component of UP-RAST5 full connection system.
Rated current and voltage:
600V - 15A

Approvals



Drawing



Disclaimer

Data obtained from Escubedo Laboratory essays, using own methodology, cablings, equipment and original crimping tools, done in laboratory conditions and following the indicated standards, errors and omissions excepted. This document has no contractual meaning and it is publiscised only for informative purposes. It can be changed without prior notice. The end customer has the sole responsibility to check these characteristics in its environment and with its own components, manufacturing methods and equipment. See also the full range product overview if available. For further information please visit our web site or contact us

Rev. Nr.	Concept	Date	Created/Revised	Approved
A2	Compatible connectors updated	2020-09-23	E.Roura (Lab.Dept.)	M.Codina (Eng.Dept.)
A1	Datasheet generated automatically [A1]	2019-01-21	Labotaroey Dept.	E. Roura