

5134.** SPECIAL TERMINALS · SPLICES



Specification Side crimping

W (mm) 5,8

Wire size mm² (AWG) 3,5-6,5 (12-10)

Materials, temperature and contact resistance


Part nr.	Material	Finishing	Max. Temp. (°C)
5134.00	Brass	Natural	110
5134.01	Brass	Pre-tin-plated	120
5134.24	Steel	Nickel-plated	300

Material thickness (mm) 0,5

Application tool MN5134

Wire strip length 6.3 (±0.3) mm

Crimping parameters & pull out force

Wire section (±10%)	Conductor 		Pull-out force (N)
	Height (mm)	Width (mm)	
1.50 + 1.50 mm ²	2.40 (±0.05)	4.57 (±0.05)	(150N @ 60s) + (150N @ 60s)
2.00 + 2.00 mm ²	2.50 (±0.05)	4.62 (±0.05)	(150N @ 60s) + (150N @ 60s)
2.50 + 2.50 mm ²	2.65 (±0.05)	4.65 (±0.05)	(230N @ 60s) + (230N @ 60s)
3.00 + 3.00 mm ²	2.80 (±0.05)	4.65 (±0.05)	(230N @ 60s) + (230N @ 60s)

Values only valid for the application tool specified upwards. The insulator widths are only indicative as they are dependent on the sheath thickness of the wire used.

Winding number 2500

Approved regulations

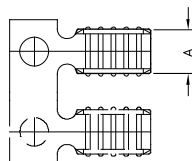
Part nr.	Approval	Standard	File	Certified framework
5134.00 ¹	UL	UL 486A-486B	E232316	AWG 12-10 (65-105 Stranded Cu) / MN5134

¹ 4.0, 5.0, 6.0, SOL/STR


Approvals



Drawing



* Refer to drawing to find valid dimensions



5134.**
SPECIAL TERMINALS · SPLICES

Disclaimer

Data obtained from Escubedo Laboratory essays, using own methodology, cablings, equipment and original crimping tools, done in laboratory conditions and following the indicated standards, errors and omissions excepted. This document has no contractual meaning and it is publicised only for informative purposes. It can be changed without prior notice. The end customer has the sole responsibility to check these characteristics in its environment and with its own components, manufacturing methods and equipment. See also the full range product overview if available. For further information please visit our web site or contact us

Rev. Nr.	Concept	Date	Created/Revised	Approved
A4	Change company name and logo	2021-10-21	E. Roura (Laboratory Dept.)	M. Codina (Engineering Dept.)
A3	Update UL approval and wire strip length	2020-02-14	E. Roura (Laboratory Dept.)	M. Codina (Engineering Dept.)
A2	Update drawing	2019-02-08	V. Roura (Engineering Dept.)	E. Roura
A1	Datasheet generated automatically [A1]	2018-10-01	Laboratory Dept.	E. Roura